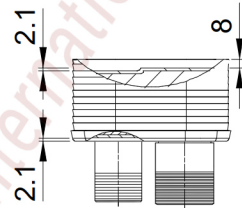
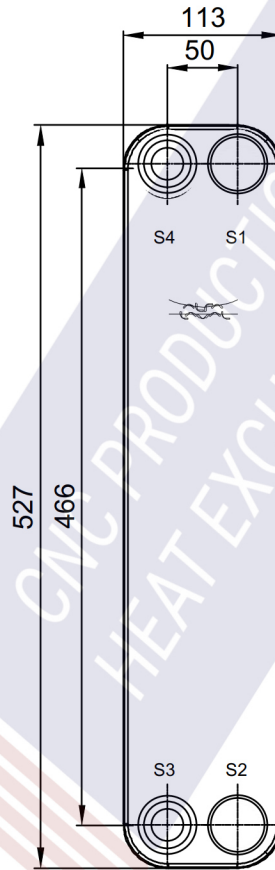
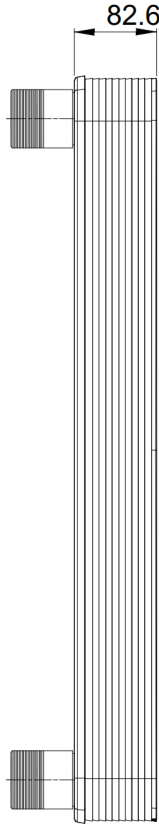
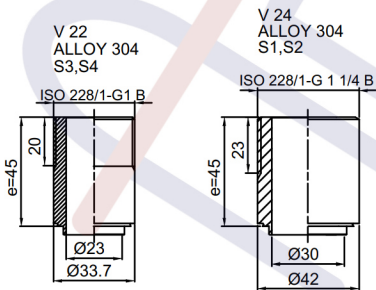


Note that all unique customer requirements (i.e tolerance) need to be verified thru Alfa Laval.



Frameplate is depressed 2.1 mm at connections S3 and S4 if holed.
 Pressureplate is depressed 2.1 mm at connections T3 and T4 if holed.

T1 T2 T3 T4 locations on back side correspond to S1 S2 S3 S4 on front side

HEATING SURFACE m²
 NETWEIGHT 8.0 kg
 OPERATING WEIGHT kg
 PLATE MATERIAL ALLOY 316
 PLATE GROUPING 1*14L/1*15L

ALL DIMENSIONS IN MILLIMETERS

SIDE	MEDIA	INLET	TEMP. °C	OUTLET	TEMP. °C	FLOW RATE	PRESSURE DROP	LIQUID VOL.
1	Water	S1	°C	S2	°C	kg/h	kPa	1.5 dm ³
2	Water	S3	°C	S4	°C	kg/h	kPa	1.4 dm ³

PRESSURE VESSEL APPROVAL

PED

CB60-30L (3287101487)

www.alfalaval.com

CUSTOMER NAME / REF. NO.

TOTAL LENGTH 128 mm
 TOTAL WIDTH 113 mm
 TOTAL HEIGHT 527 mm

COMPANY / REF.
 Aptec production s.r.o.



7/8/2020
 REV 0